



World Federation of
Occupational Therapists

WFOT Human Resources Project 2016

(results listed alphabetically by country)

EDITED VERSION



World Federation of
Occupational Therapists

This is an edited version of the Human Resources Project 2016. The full version is available from the WFOT website www.wfot.org - Members Only

Login to access over 40 slides of country specific data that includes:

Number of occupational therapists per 10,000 head of population

Number of students and graduates studying on WFOT Approved and Non Approved Education Programmes

Registration requirements to practise at a national and regional levels

Countries that require evidence of Continuing Professional Development

Services that occupational therapy is provided

Areas with shortages of occupational therapists

Percentage of occupational therapists who work in public and non public funded services

Migration trends

WFOT Member Organisations that track the migration of occupational therapists educated in their country

To find out more about becoming an Individual Member of WFOT visit the website

<http://www.wfot.org/Membership/TypesofMembership.aspx>



World Federation of
Occupational Therapists

Number of WFOT Member Organisations surveyed = 77
Number of WFOT Member Organisations that responded = 74
Response rate = 96%

WFOT Member Organisations that responded; Argentina, Armenia, Australia, Australia, Bangladesh, Belgium, Bermuda, Brazil, Bulgaria, Canada, Colombia, Croatia, Cyprus, Czech Republic, Denmark, Estonia, Faroe Islands, France, Germany, Georgia, Greece, Hong Kong, Iceland, India, Indonesia, Iran, Ireland, Israel, Italy, Japan, Jordan, Kenya, Republic of Korea, Latvia, Luxembourg, Macau, Madagascar, Malta, Malawi, Malaysia, Mauritius, Mexico, Namibia, The Netherlands, New Zealand, Nigeria, Norway, Pakistan, Panama, Palestine, Peru, Philippines, Portugal, Romania, Russia, Seychelles, South Africa, Singapore, Slovenia, Spain, Sri Lanka, Sweden, Switzerland, Taiwan, Tanzania, Thailand, Trinidad and Tobago, Tunisia, Turkey, United Kingdom, United States of America, Venezuela, Zambia, Zimbabwe

WFOT Member Organisations did not respond; Chile, Finland, Uganda

Non WFOT Member Organisations that provided data about the number of practising occupational therapists; Dominican Republic, Ghana, Rwanda

Date questionnaire circulated: 1st September 2015

Data collection method - Excel Spreadsheet circulated by WFOT Secretariat by email
Compiled and designed by Ritchard Ledgerd, Executive Director

Number of Practising Occupational Therapists



* total number of practising occupational therapists is not known by this association, the number shown is the number of occupational therapists in the member association

** Non-WFOT Member Organisation

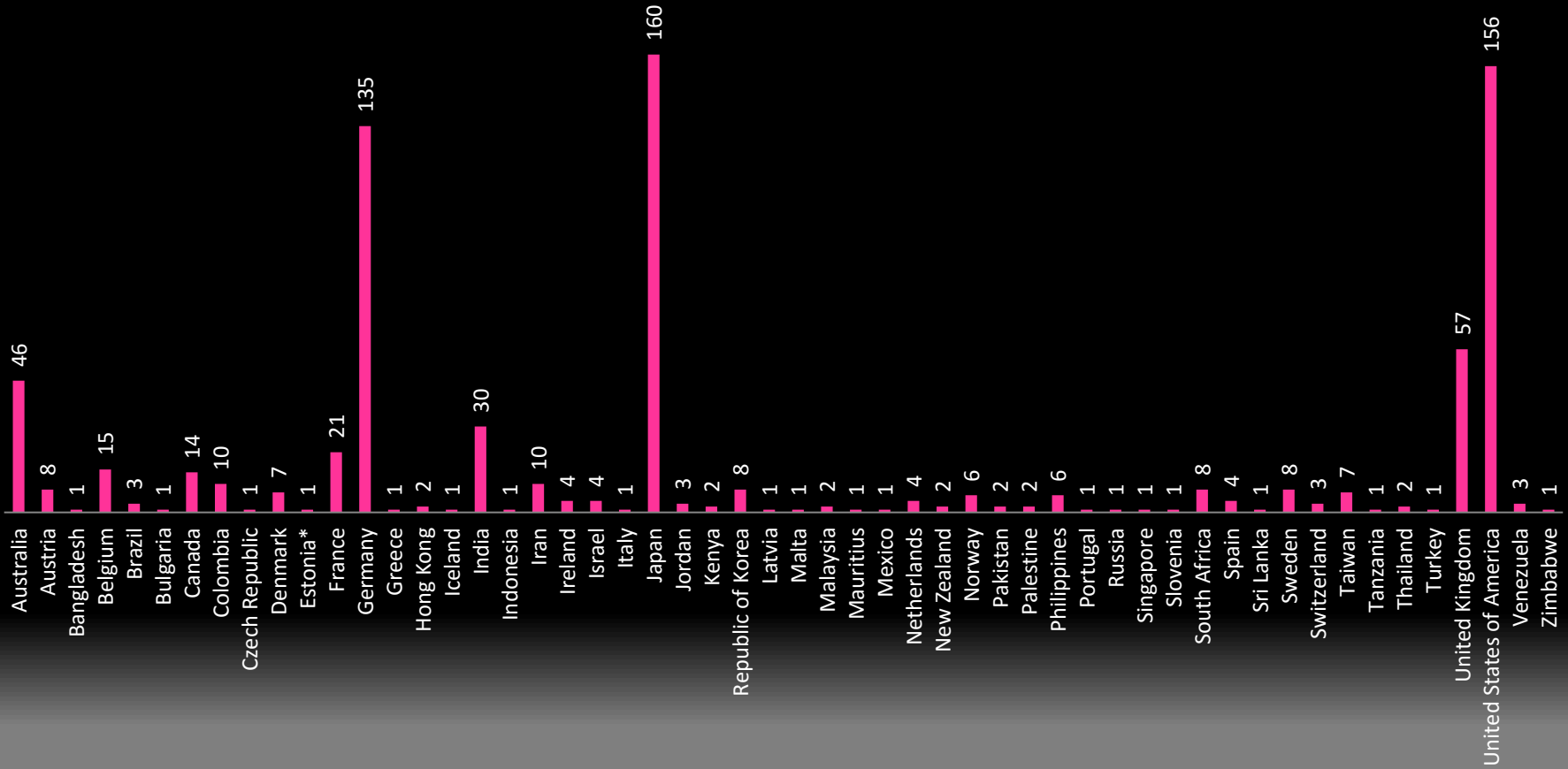
n = 77



World Federation of Occupational Therapists

Collated 2015 © WFOT 2016

Number of WFOT Approved Education Programmes



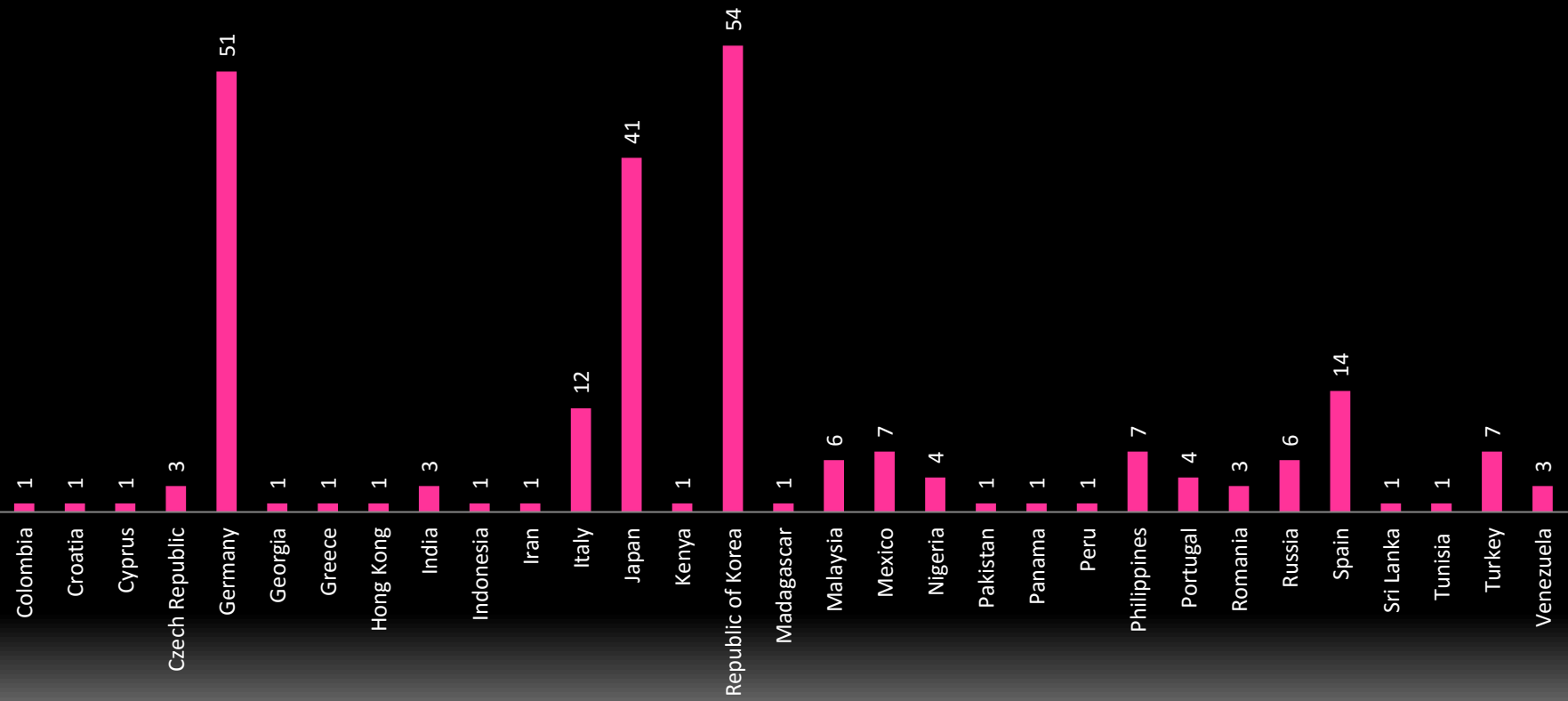
n = 55



World Federation of
Occupational Therapists

Collated 2015 © WFOT 2016

Number of Non WFOT Approved Education Programmes



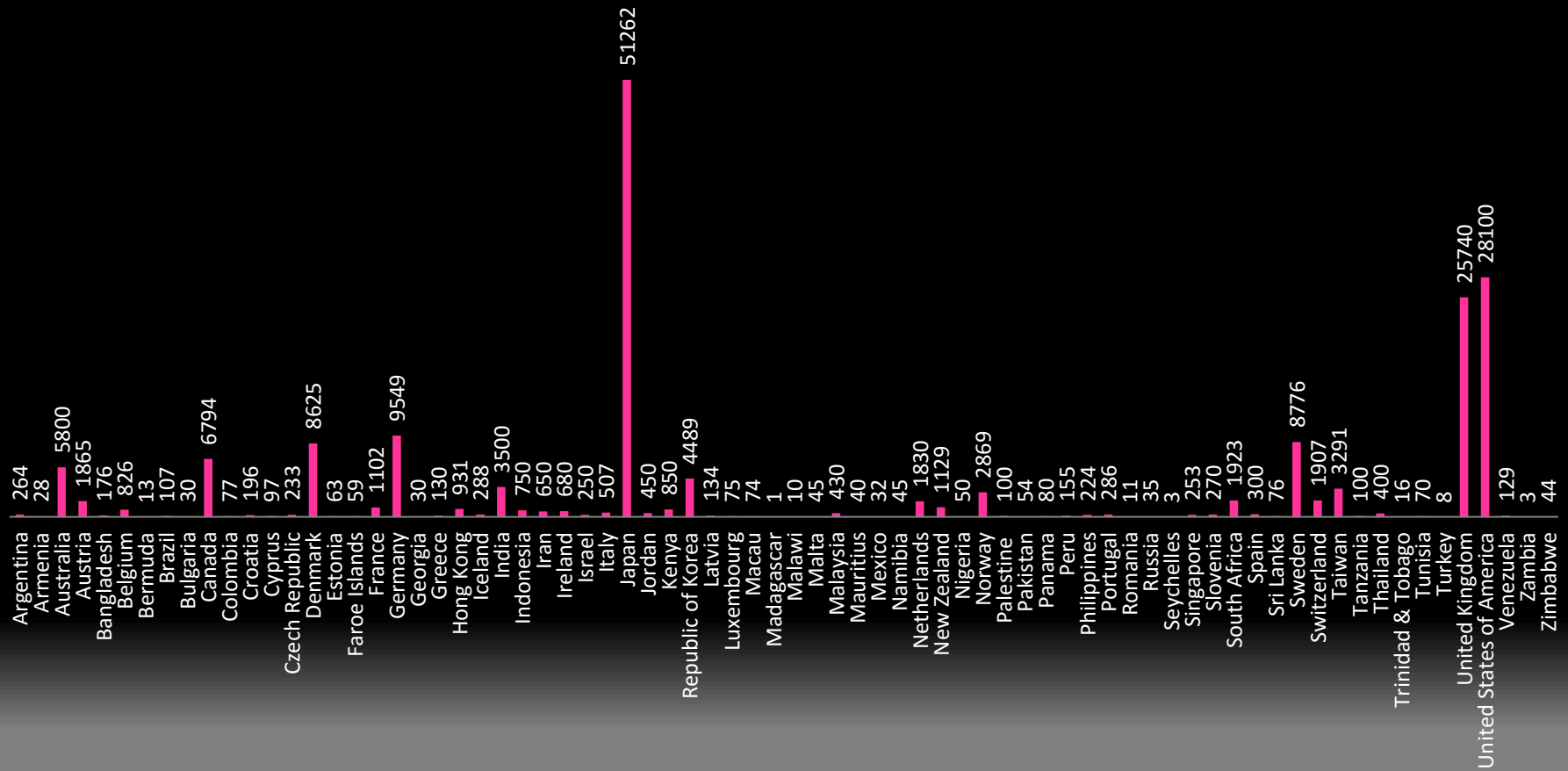
n = 34



World Federation of
Occupational Therapists

Collated 2015 © WFOT 2016

Number of occupational therapists who are members of their national association



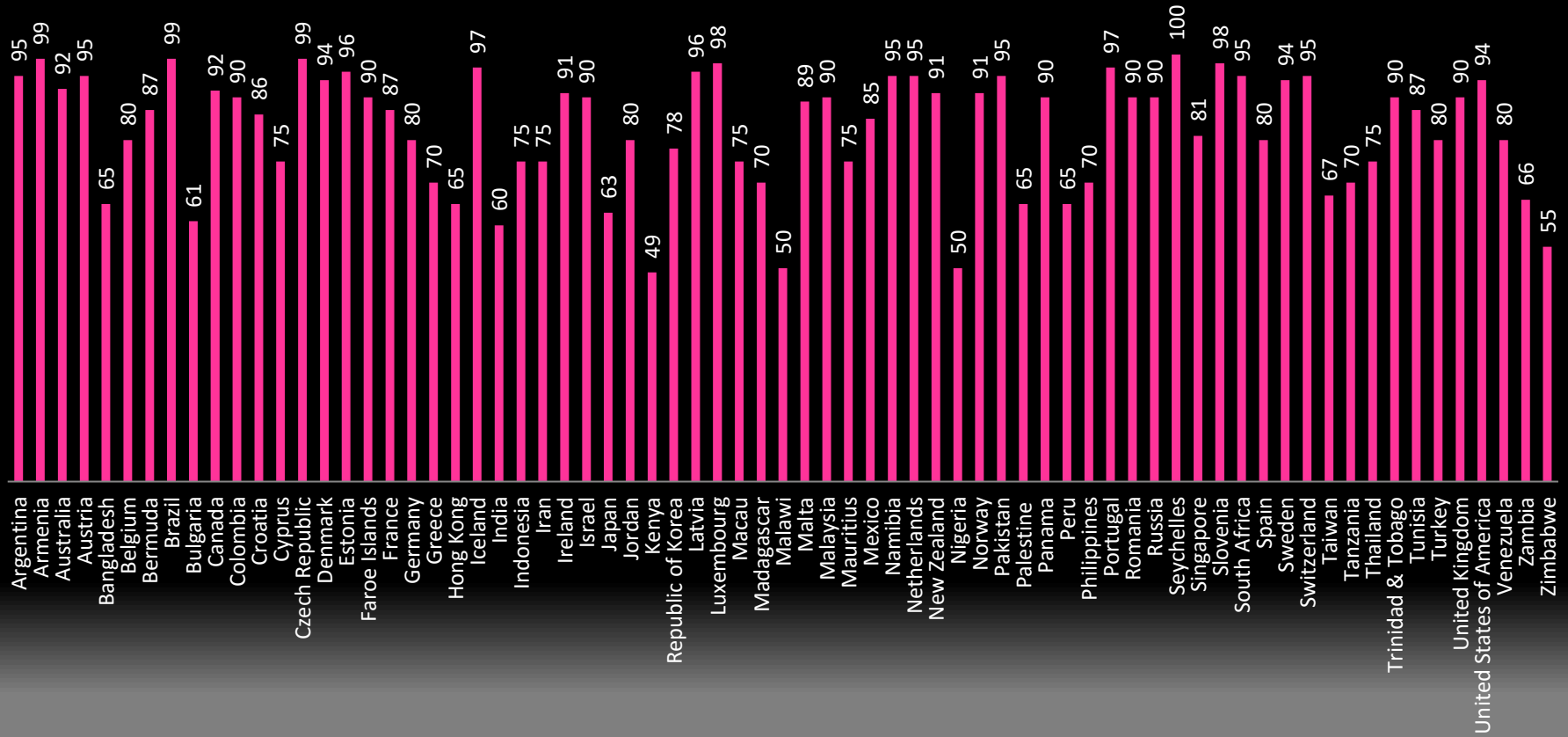
n = 74



World Federation of Occupational Therapists

Collated 2015 © WFOT 2016

Percentage of occupational therapists that are female



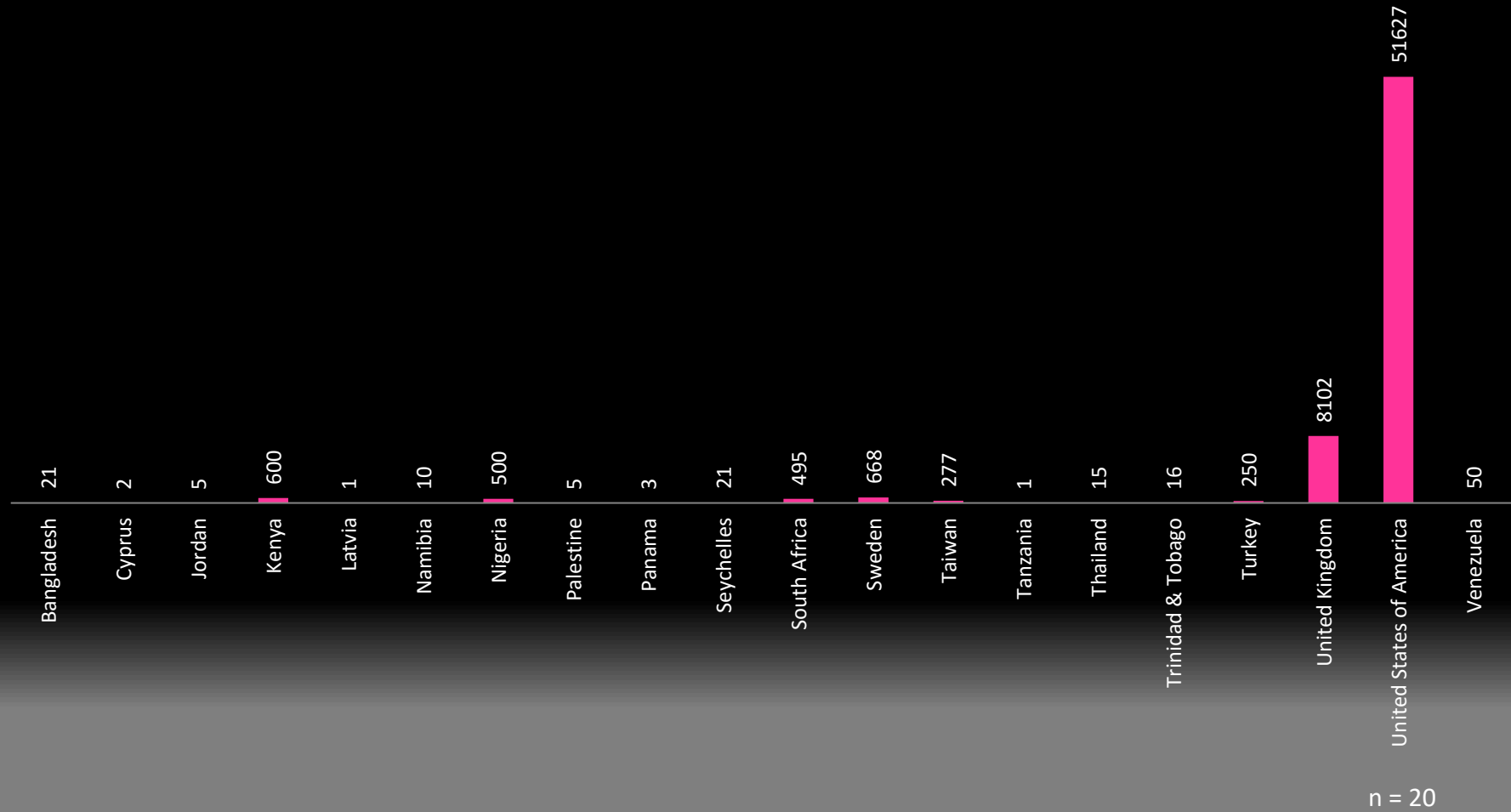
n = 71



World Federation of
Occupational Therapists

Collated 2015 © WFOT 2016

Number of occupational therapy assistants in a Member Organisations country



Countries where it is a requirement for occupational therapy assistants to attain a qualification to practise



n = 19

Countries where occupational therapy is recognised as a shortage profession



n = 34

SUMMARY

Information was collated from 74 WFOT Member Organisations (96% of those surveyed)

The numbers below reflect the responses provided to WFOT from countries that responded to this project and collate this data.

Total number of practising occupational therapists = 477,169

Total number of WFOT Approved Education Programmes = 778

Total number of non WFOT Approved Education Programmes = 291

Number of occupational therapists per 10,000 head of population = median 0.9, mean 2

Number of occupational therapy students studying on WFOT Approved education programmes = 97,036

Number of occupational therapy assistants = 62,669

Average percentage of occupational therapists that are female = 83%

Average percentage of occupational therapists working in government/public funded posts = 58%

Average percentage of occupational therapists working in non government/public funded posts = 41%

Most frequently cited specialities experiencing labour shortages by WFOT Member Organisations;

Mental Health (21), Stroke rehabilitation (13), Dementia (12), Older People (9)

CAUTIONS

Not all organisations collate data that was requested for this project.

Missing data should not be interpreted as being not applicable; in some instances the information is not known or unable to be provided.

The Human Resources Project was circulated in English and also in Spanish to Spanish speaking countries.

All responses were requested in English and therefore reliant on accurate translations by Member Organisation.

Each slide shows the responses that were received from each WFOT Member Organisation or the WFOT Delegate.

Figures shown may be approximate versus an exact number.

Additional reading and supporting information

Please refer to the World Federation of Occupational Therapists (WFOT) website www.wfot.org "Resource Centre" to access supporting documentation:

WFOT Human Resources Project 2016 - Full version

WFOT Position Statement - Recruiting Occupational Therapists from International Communities (2014)

Working as an occupational therapist in another country (2015)

Results from previous surveys are also available on the website

**GRATEFUL THANKS TO ALL DELEGATES, ALTERNATES AND MEMBER ORGANISATIONS
THAT PARTICIPATED IN THIS IMPORTANT PROJECT**